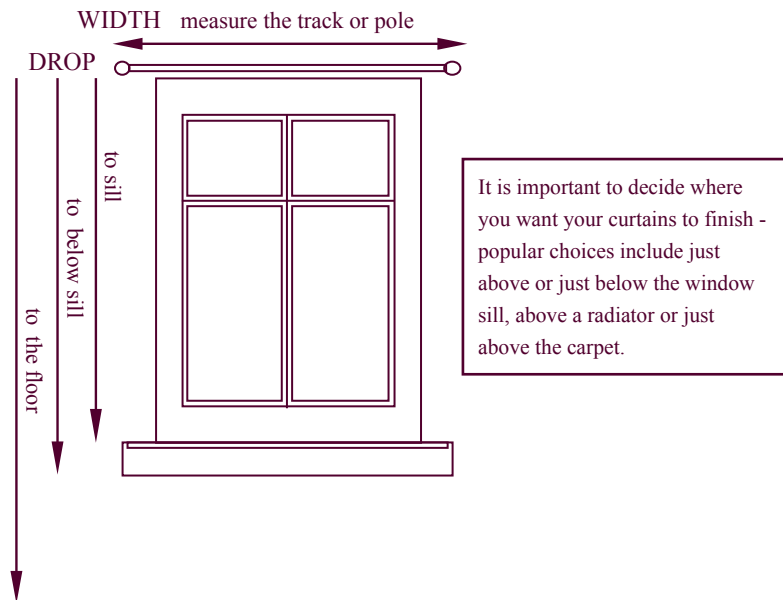

How to Measure for Curtains

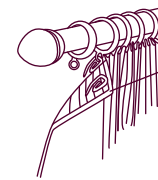
- We recommend that a wooden or metal tape is used for accuracy when measuring.
 - Please ensure that the track or pole is fitted evenly before any measurements are taken.
 - Please supply all measurements in centimeters.
-

Measuring your window

Two measurements are required for each window, the width and the drop.




How to measure the drop



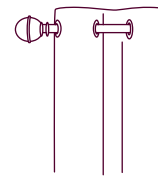
Pole

For 3" Pencil Pleat Tape measure from the bottom of the ornamental ring to desired drop.




Girder Rails

Measure from the top of the rail.



Ring Top

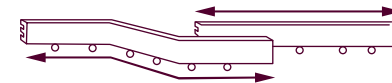
Measure from the top of the pole to the desired finish drop. Then add 4cm to allow for the fabric to sit above the pole.



Plain Rails

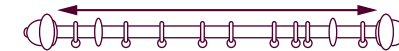
Measure from the top of the rail.

How to measure the width



Overlapping track

Measure the full width of both tracks and add them together.



Curtain Pole

Measure between the decorative ends of your curtain pole.



Curtain track

Measure the full width of the track.
